


SI DYSFUNCTION: OPERATIVE OPTIONS

Keith M. Maxwell, MD
Southeastern Sports Medicine
Asheville, NC



Historical Perspective

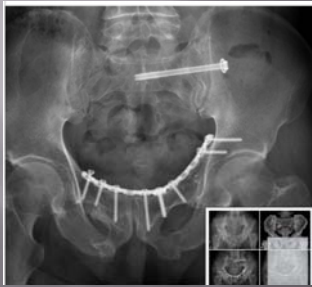
- Smith-Petersen and Rodgers 1921
- Open Approach
- Long periods of bracing and casting




Gaenslen 1926

- Described open technique to treat tuberculosis

1980's


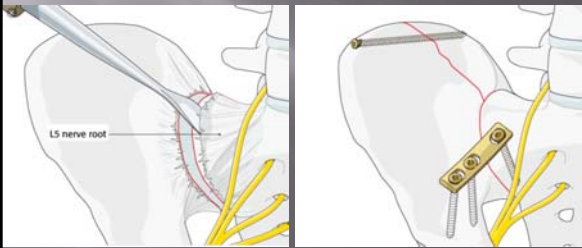


Reports started to appear describing the use of plates and screws for sacroiliac stabilization after trauma




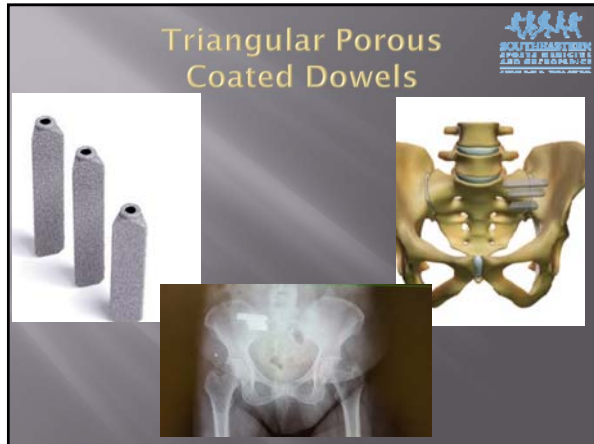
Anterior Sacral Plating

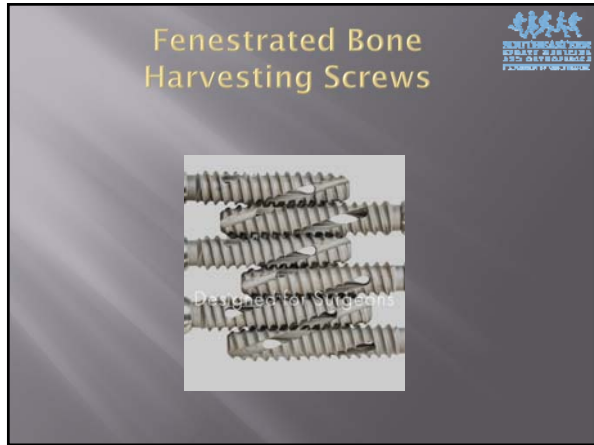
POPULARIZED BY AO GROUP



Multiple techniques have evolved in the last few years









Actual SI Joint Debridement and Bone Grafting

SCOTTISH SCOTLAND
SPORTS MEDICINE
AND REHABILITATION
TRUST

Posterior-Medially Directed Technique (Less Muscle Disruption)

SCOTTISH SCOTLAND
SPORTS MEDICINE
AND REHABILITATION
TRUST

New Technology Self-Removing Hardware

SCOTTISH SCOTLAND
SPORTS MEDICINE
AND REHABILITATION
TRUST